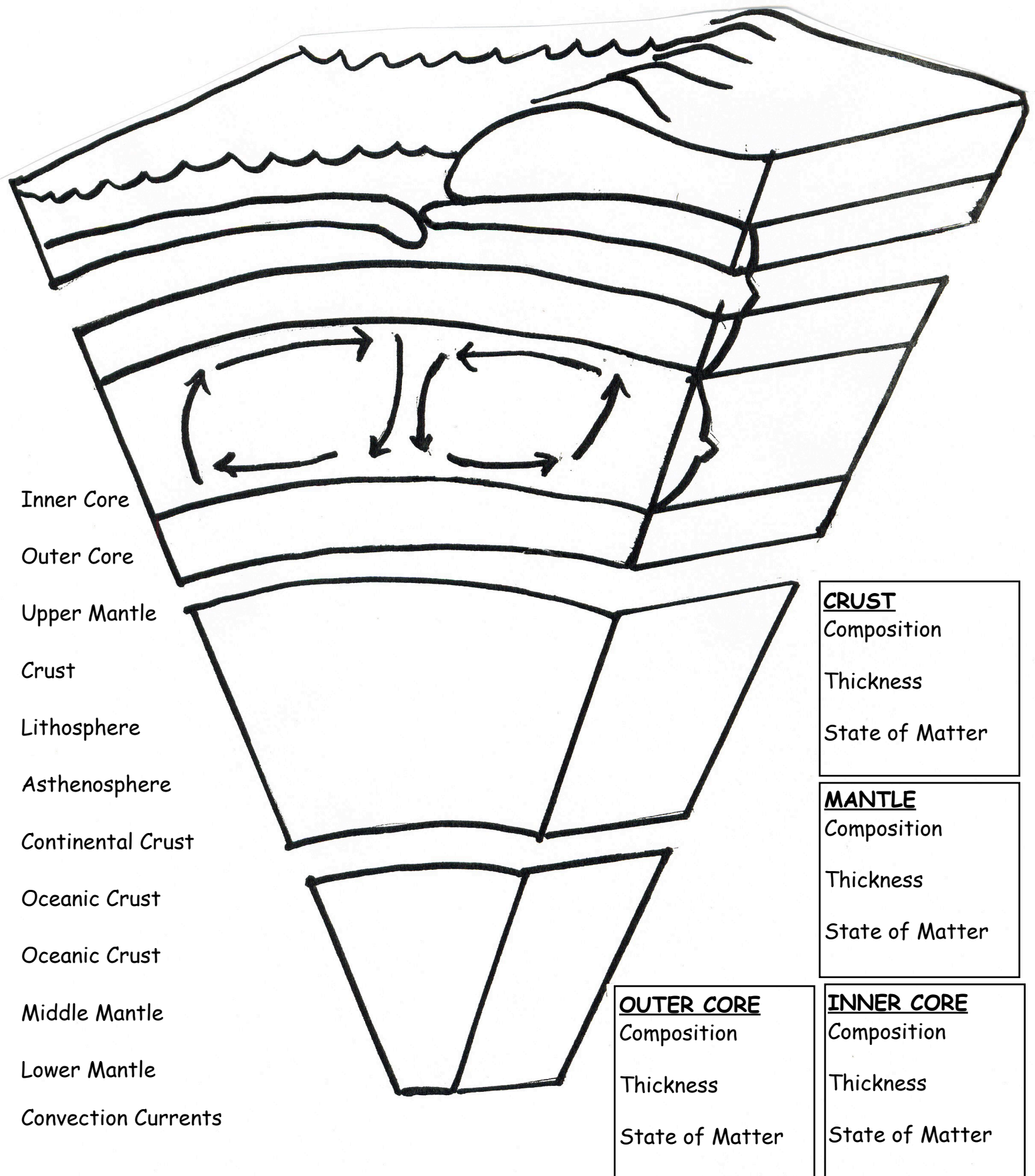


The Earth's Layers Foldable®

THE FOLDABLE® - See <http://www.dinah.com>



Make an Earth's Layer's Foldable®!

NOTE: Please follow the directions carefully!

1. Color the four layers using this guide:

Inner Core - red

Outer Core - red-orange

Lower Mantle - orange

Middle Mantle - light orange

Upper Mantle - yellow

Oceanic Crust - dark brown

Continental Crust - light brown

Ocean - blue

2. Fill out the small squares with the information for each of the main layers of the Earth, using your textbook.

3. Now you may cut out the layers! Also cut out the four squares and the 12 labels. Remember to cut out **The Earth's Layers** title.

4. Set a piece of 8 by 11 blue paper in front of you. Closely trim the title. Paste **The Earth's Layers** title in the top left corner of the paper (or bottom right corner after you have folded and stapled the pages together--see Image).

5. Paste the **Crust** on the top of the first blue paper, to the left of center on the page--see Image.

6. Set a second piece of 8 by 11 blue paper on top of the first, close to the bottom of the crust.

7. Paste the **Mantle** on the second piece of paper. Part of the blue will show near the brackets. That's okay! You can clip it out later.

8. Carefully lining up the bottom of the top blue paper, and holding tightly, fold up the bottom of paper to about 1/4 inch below the bottom of the Mantle. Then fold up the bottom blue paper up to about 1/4 inch from the bottom of the blank blue paper.

9. Staple the fold with two staples very close to the edge.

10. Paste the **Outer Core** on the third flap down.

11. Paste the **Inner Core** on the bottom flap. Paste the Inner Core Information Square to the left of the Inner Core.

12. Paste the three other squares inside the flaps, **on the corresponding Layers**.

13. Cut out any of the blue flaps that show.

14. Using a black pen or marker, add the part of the Lithospheric bracket that was cut off.

15. Add two holes and write your name. **CONGRATULATIONS! YOU ARE DONE AND YOU ARE AMAZING! Line up for points!**

THE FOLDABLE® - See <http://www.dinah.com>

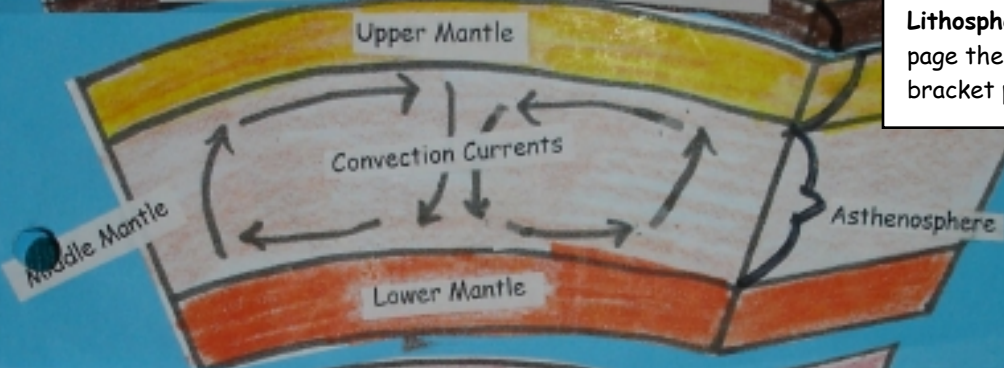
Krech

WS 18

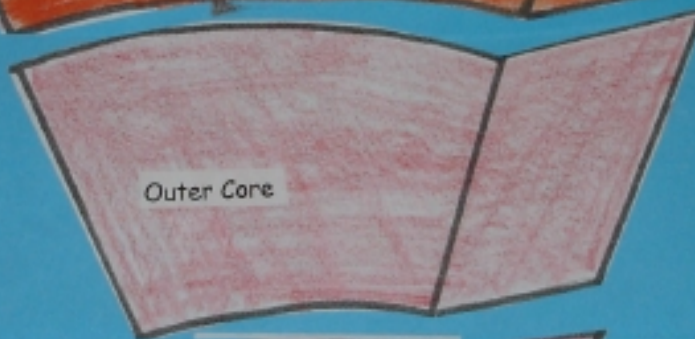
Crust



Lithosphere on the same blue page the Crust is on. Redraw the bracket pointing to the label.



Outer Core



Inner Core



INNER CORE

Composition

Thickness

State of Matter

The Earth's

Layers